

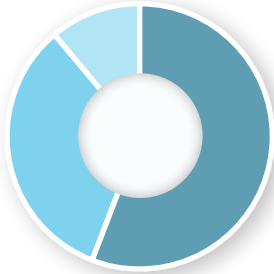
## Median Sale Price | STATS COMPARED TO PREVIOUS MONTH + YEAR

	DETACHED	TOWN / LINK	CONDO
<i>Kitchener</i>	<b>\$797,400</b> + 0.9 % M/M + 3.2 % Y/Y	<b>\$644,250</b> + 3.9 % M/M + 5.4 % Y/Y	<b>\$431,500</b> + 21.2 % M/M + 9.2 % Y/Y
<i>Waterloo</i>	<b>\$795,000</b> - 4.8 % M/M + 2.8 % Y/Y	<b>\$580,000</b> - 0.1 % M/M - 13.9 % Y/Y	<b>\$455,000</b> + 5.8 % M/M - 10.8 % Y/Y
<i>Guelp</i>	<b>\$825,000</b> - 0.78 % M/M + 6 % Y/Y	<b>\$626,000</b> - 10.57 % M/M - 13.95 % Y/Y	<b>\$468,000</b> - 6.87 % M/M - 2.50 % Y/Y
<i>Cambridge</i>	<b>\$805,000</b> + 7.33 % M/M + 7 % Y/Y	<b>\$626,250</b> - 2.30 % M/M + 1.01 % Y/Y	<b>\$450,000</b> - 9.09 % M/M - 20.35 % Y/Y
<i>Townships</i>	<b>\$975,000</b> + 3 % M/M + 20.37 % Y/Y	<b>\$687,500</b> 0 % M/M - 58 % Y/Y	<b>\$2,350,000</b> + 114 % M/M - 64 % Y/Y

## Sales Volume by Inventory Type | NEW LISTING RATIO

### Kitchener

SALES BY INVENTORY TYPE



DETACHED TOWN / LINK CONDO

**56%**

- 45 % M/M  
+ 21 % Y/Y

**33%**

- 36.23 % M/M  
+ 13 % Y/Y

**11%**

- 32 % M/M  
+ 50 % Y/Y

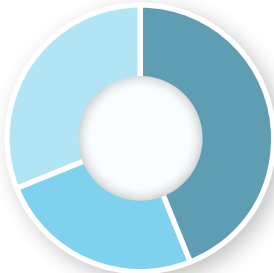
**1.13**

+ 70.64 % M/M  
+ 22.75 % Y/Y

SALES / NEW LISTING RATIO

### Waterloo

SALES BY INVENTORY TYPE



DETACHED TOWN / LINK CONDO

**44%**

- 60 % M/M  
- 36 % Y/Y

**25%**

- 60.53 % M/M  
+ 25 % Y/Y

**31%**

- 10 % M/M  
- 10 % Y/Y

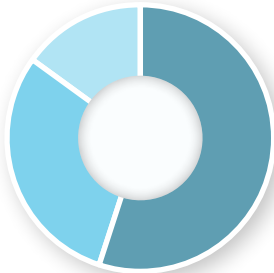
**0.90**

+ 65.17 % M/M  
- 7.93 % Y/Y

SALES / NEW LISTING RATIO

### Guelp

SALES BY INVENTORY TYPE



DETACHED TOWN / LINK CONDO

**55%**

- 64.52 % M/M  
0 % Y/Y

**30%**

- 56 % M/M  
- 10 % Y/Y

**15%**

- 61 % M/M  
0 % Y/Y

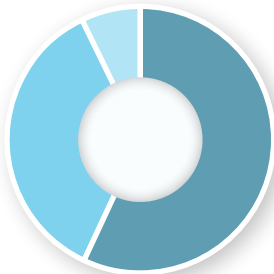
**0.80**

- 3.69 % M/M  
- 14 % Y/Y

SALES / NEW LISTING RATIO

### Cambridge

SALES BY INVENTORY TYPE



DETACHED TOWN / LINK CONDO

**57%**

- 33 % M/M  
+ 14 % Y/Y

**36%**

+ 2.86 % M/M  
+ 64 % Y/Y

**7%**

- 13 % M/M  
+ 75 % Y/Y

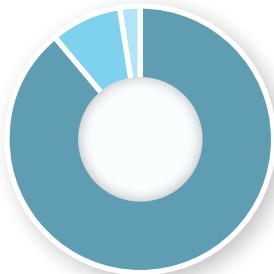
**0.82**

+ 28 % M/M  
- 29.09 % Y/Y

SALES / NEW LISTING RATIO

### Townships

SALES BY INVENTORY TYPE



DETACHED VACANT LAND AG / FARM

**72%**

- 48.24 % M/M  
+ 26 % Y/Y

**7%**

0 % M/M  
+ 100.00 % Y/Y

**2%**

0 % M/M  
0 % Y/Y

**1.09**

+ 64 % M/M  
+ 35.60 % Y/Y

SALES / NEW LISTING RATIO