



MEDIAN SALE PRICE | STATS COMPARED TO PREVIOUS MONTH + YEAR


	DETACHED	TOWN / LINK	CONDO
KITCHENER	<p>\$732,500</p> <p>+ 2.1 % M/M - 8.1 % Y/Y</p>	<p>\$560,000</p> <p>- 1.0 % M/M + 0.3 % Y/Y</p>	<p>\$320,000</p> <p>+ 2.1 % M/M - 22.9 % Y/Y</p>
WATERLOO	<p>\$755,000</p> <p>- 12.2 % M/M - 8.8 % Y/Y</p>	<p>\$555,000</p> <p>- 3.5 % M/M - 21.1 % Y/Y</p>	<p>\$400,000</p> <p>+ 2.6 % M/M - 4.8 % Y/Y</p>
GUELPH	<p>\$835,000</p> <p>+ 2.64 % M/M - 2 % Y/Y</p>	<p>\$673,500</p> <p>+ 9.25 % M/M - 6.59 % Y/Y</p>	<p>\$489,000</p> <p>+ 2.95 % M/M - 4.12 % Y/Y</p>
CAMBRIDGE	<p>\$665,000</p> <p>- 8.43 % M/M - 15 % Y/Y</p>	<p>\$571,000</p> <p>- 4.83 % M/M - 11.81 % Y/Y</p>	<p>\$595,000</p> <p>+ 53.55 % M/M + 48.56 % Y/Y</p>
TOWNSHIPS	<p>DETACHED</p> <p>\$830,000</p> <p>- 6 % M/M - 4.60 % Y/Y</p>	<p>VACANT LAND</p> <p>\$0</p> <p>- 100.00 % M/M - 100 % Y/Y</p>	<p>AG / FARM</p> <p>\$4,000,000</p> <p>+ 34 % M/M 0 % Y/Y</p>



SALES VOLUME BY INVENTORY TYPE | NEW LISTING RATIO

KITCHENER

SALES BY
INVENTORY
TYPE



DETACHED TOWN / LINK CONDO


56% **37%** **7%**
- 20 % M/M + 15.63 % M/M - 61 % M/M
- 14 % Y/Y - 8 % Y/Y - 36 % Y/Y

0.32

SALES / NEW
LISTING
RATIO
- 60.80 % M/M
+ 7.61 % Y/Y

WATERLOO

SALES BY
INVENTORY
TYPE



DETACHED TOWN / LINK CONDO


55% **23%** **22%**
+ 5 % M/M - 19.05 % M/M + 7 % M/M
+ 28 % Y/Y + 6 % Y/Y - 20 % Y/Y

0.38

SALES / NEW
LISTING
RATIO
- 59.02 % M/M
- 13.29 % Y/Y

GUELPH

SALES BY
INVENTORY
TYPE



DETACHED TOWN / LINK CONDO


53% **25%** **19%**
+ 21.88 % M/M - 18 % M/M 0 % M/M
- 30 % Y/Y - 40 % Y/Y + 8 % Y/Y

0.30

SALES / NEW
LISTING
RATIO
- 54.21 % M/M
- 29 % Y/Y

CAMBRIDGE

SALES BY
INVENTORY
TYPE



DETACHED TOWN / LINK CONDO


69% **28%** **3%**
+ 5 % M/M - 10.00 % M/M 0 % M/M
- 8 % Y/Y - 44 % Y/Y - 67 % Y/Y

0.37

SALES / NEW
LISTING
RATIO
- 42 % M/M
- 15.26 % Y/Y

TOWNSHIPS

SALES BY
INVENTORY
TYPE



DETACHED VACANT LAND AG / FARM

78% **0%** **3%**
- 32.61 % M/M - 100.00 % M/M - 50 % M/M
- 31 % Y/Y - 100.00 % Y/Y 0 % Y/Y

0.38

SALES / NEW
LISTING
RATIO
- 60 % M/M
- 9.81 % Y/Y