


*Median Sale Price* | STATS COMPARED TO PREVIOUS MONTH + YEAR

	DETACHED	TOWN / LINK	CONDO
<i>Kitchener</i>	<p><b>\$750,000</b></p> <p>+ 0.7 % M/M - 4.8 % Y/Y</p>	<p><b>\$600,000</b></p> <p>+ 2.6 % M/M - 4.6 % Y/Y</p>	<p><b>\$351,100</b></p> <p>- 7.6 % M/M - 10.9 % Y/Y</p>
<i>Waterloo</i>	<p><b>\$835,000</b></p> <p>0.0 % M/M 0.0 % Y/Y</p>	<p><b>\$622,750</b></p> <p>+ 9.9 % M/M - 6.4 % Y/Y</p>	<p><b>\$485,500</b></p> <p>+ 10.8 % M/M - 0.5 % Y/Y</p>
<i>Guelph</i>	<p><b>\$800,000</b></p> <p>- 3.03 % M/M - 8 % Y/Y</p>	<p><b>\$683,000</b></p> <p>- 1.73 % M/M + 1.19 % Y/Y</p>	<p><b>\$465,000</b></p> <p>- 3.13 % M/M - 7.00 % Y/Y</p>
<i>Cambridge</i>	<p><b>\$775,000</b></p> <p>+ 6.91 % M/M + 1 % Y/Y</p>	<p><b>\$600,000</b></p> <p>- 7.68 % M/M - 7.69 % Y/Y</p>	<p><b>\$392,499</b></p> <p>- 0.63 % M/M - 21.50 % Y/Y</p>
<i>Townships</i>	<p><b>\$900,000</b></p> <p>- 9 % M/M - 2.70 % Y/Y</p>	<p><b>\$620,000</b></p> <p>- 40.49 % M/M - 70 % Y/Y</p>	<p><b>\$2,540,000</b></p> <p>+ 34 % M/M - 22 % Y/Y</p>

*Sales Volume by Inventory Type* | NEW LISTING RATIO

*Kitchener*

SALES BY INVENTORY TYPE



DETACHED TOWN / LINK CONDO

54%

- 5 % M/M  
- 20 % Y/Y

36%

+ 61.70 % M/M  
+ 17 % Y/Y

10%

+ 5 % M/M  
- 31 % Y/Y


0.43

+ 36.83 % M/M  
- 19.12 % Y/Y

SALES / NEW LISTING RATIO

*Waterloo*

SALES BY INVENTORY TYPE



DETACHED TOWN / LINK CONDO

65%

+ 33 % M/M  
+ 16 % Y/Y

18%

- 25.00 % M/M  
- 17 % Y/Y

18%

+ 14 % M/M  
0 % Y/Y


0.48

+ 37.88 % M/M  
- 6.86 % Y/Y

SALES / NEW LISTING RATIO

*Guelph*

SALES BY INVENTORY TYPE



DETACHED TOWN / LINK CONDO

63%

+ 34.25 % M/M  
+ 18 % Y/Y

21%

- 23 % M/M  
- 18 % Y/Y

12%

+ 73 % M/M  
0 % Y/Y

0.47

+ 43.34 % M/M  
- 5 % Y/Y

SALES / NEW LISTING RATIO

*Cambridge*

SALES BY INVENTORY TYPE



DETACHED TOWN / LINK CONDO

72%

+ 18 % M/M  
- 5 % Y/Y

21%

- 6.06 % M/M  
- 31 % Y/Y

7%

+ 43 % M/M  
+ 11 % Y/Y

0.56

+ 39 % M/M  
- 10.16 % Y/Y

SALES / NEW LISTING RATIO

*Townships*

SALES BY INVENTORY TYPE



DETACHED VACANT LAND AG / FARM

82%

+ 43.48 % M/M  
+ 2 % Y/Y

4%

+ 66.67 % M/M  
+ 25.00 % Y/Y

3%

+ 300 % M/M  
- 20 % Y/Y

0.53

+ 49 % M/M  
- 11.66 % Y/Y

SALES / NEW LISTING RATIO